

SWISS DOLORCLAST[®] VET

SWISS DOLORCLAST® VET

GREAT DESIGN



SWISS DOLORCLAST® VET

ERGONOMIC HANDPIECE

SWISS DOLORCLAST® VET

RADIAL SHOCKWAVE THERAPY
FOR MUSCULOSKELETAL PAIN

- NON-INVASIVE TREATMENT OF INDICATIONS
THAT CAUSE PAIN IN SMALL ANIMALS
- NO DRUGS, ANESTHETICS OR SURGICAL PROCEDURES
- EFFECTIVE, ECONOMIC AND EFFICIENT

**FOR A SUCCESSFUL VETERINARY
CLINIC**



THE BENEFICIAL EFFECTS OF RADIAL SHOCKWAVE THERAPY ARE WIDELY KNOWN. SCIENTISTS RECOGNIZE THAT RADIAL SHOCKWAVES CAN TRIGGER A VARIETY OF EFFECTIVE ACTIONS→

RELEASES MORE SUBSTANCE P

- > Radial shockwaves trigger the release of numerous substances producing various responses in the body.
- > One of these messenger substances is substance P, a pain mediator and growth factor. On the one hand, the release of substance P by radial shockwaves has an analgesic effect. On the other, it dilates the blood vessels, stimulates blood circulation, repairs different tissue types, and contributes to form new bone tissue.
- > NO (nitric oxide) also has a vasodilatory effect and plays an important role in angiogenesis.

INHIBITS THE COX II ENZYME

- > By inhibiting inflammatory mediators such as COX II, radial shockwaves produce an anti-inflammatory effect. This weakens any inflammatory processes.

ACTIVATES CELLULAR DEFENSES

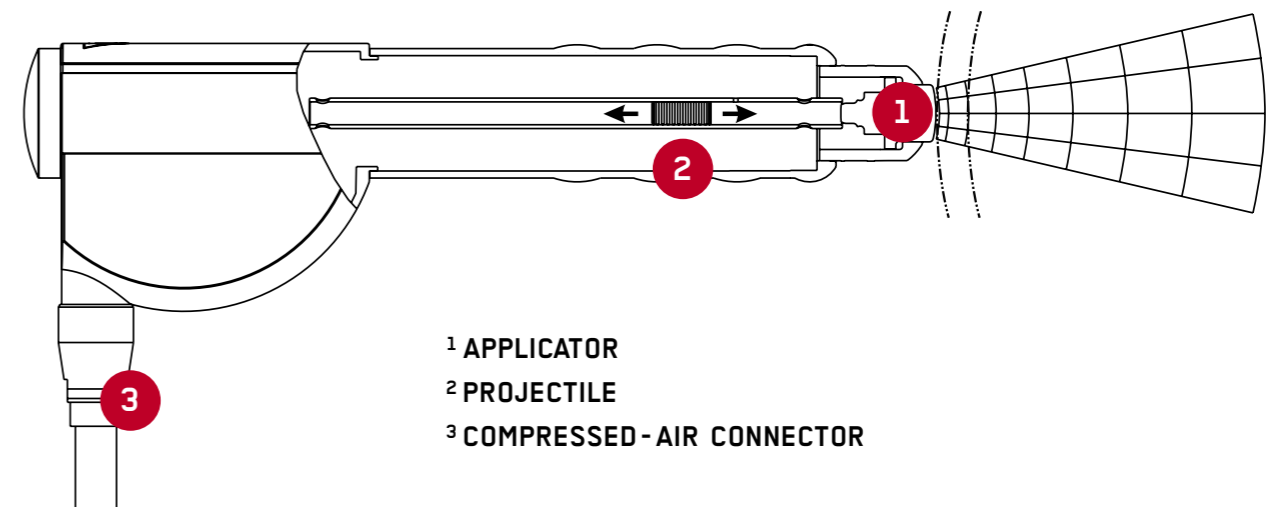
- > By contributing to the release of free radicals, radial shockwaves help strengthen the body's endogenous cellular defense mechanisms to protect it from disease.

HYPERSTIMULATES NERVE FIBRES

- > Scientific studies also show that radial shockwaves act in another way. Overstimulation of the nerve fibres blocks an increase in pain stimuli and therefore intensifies the analgesic effect (Gate Control Theory).

RADIAL SHOCKWAVES FOR EFFECTIVE ACTION→

GENERATING PNEUMATIC ENERGY WITH SWISS PRECISION, CONTROL AND RELIABILITY



→ THE PRECISION COMPRESSED-AIR PULSE ACCELERATES THE PROJECTILE IN THE HANDPIECE

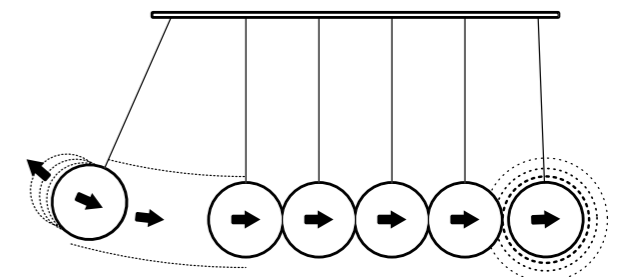
→ THE IMPACT OF THE PROJECTILE ON THE APPLICATOR GENERATES THE SHOCKWAVE

→ THE SHOCKWAVE IS TRANSFERRED TO THE TISSUE

- > The advantage of radial shockwaves is that they generally produce an extensive analgesic area. By radiating out, shockwaves extend to the entire area where pain occurs.

A TEXTBOOK LAW OF PHYSICS

- > Kinetic energy is converted into impact energy, as illustrated by Newton's Cradle.



SUCCESSFUL TREATMENT, SUCCESSFUL PRACTICE →

- > Radial Shockwave Therapy has been a proven form of human therapy in urology and orthopedics for many years.
- > Several international studies show that Radial Shockwave Therapy is also an excellent, non-invasive alternative for the treatment of common orthopedic conditions in dogs.
- > After just three treatments with Swiss DolorClast®Vet, pain relief already extends to three months or more. Each treatment takes less than 15 minutes.
- > Canine patients show significantly enhanced mobility and vitality – even already after the first treatment.
- > Dog owners have come to appreciate Radial Shockwave Therapy because of its obvious results: a non-invasive and affordable way to improve mobility.

**FIGHTS CAUSES,
NOT JUST SYMPTOMS**

- HIP AND ELBOW DYSPLASIA
- DEGENERATIVE JOINT DISEASE
(HIP, ELBOW, STIFLE)
- SPONDYLOSIS
- TENDONITIS
- LEGG-CALVÉ-PERTHES DISEASE
- FRACTURES



THE RADIAL SHOCKWAVE →

RADIAL SHOCKWAVE DEMONSTRATED
BY CAVITATION

THE CAVITATION BUBBLES →

SECONDARY SHOCKWAVES
OF THE CAVITATION BUBBLES →

SWISS DOLORCLAST® VET
APPLICATIONS AND BENEFITS

QUICK, GENTLE AND EFFECTIVE →



Shockwave treatment of spondylosis



Shockwave treatment of biceps tendonitis



Shockwave treatment of elbow arthritis



Shockwave treatment of hip dysplasia

BENEFITS FOR THE DOG →

- > Significant relief from pain and return to normal function.
- > No clinically relevant side effects.
- > From one session to the next, pain relief allows many dogs to enjoy life again.

BENEFITS FOR THE DOG OWNER →

- > Fast and affordable.
- > Remarkable, immediate results.
- > More enjoyment through enhanced mobility and vitality.

**SWISS DOLORCLAST® VET
FOR PAIN RELIEF**

HAPPY DOGS, HAPPY OWNERS→

MARIA H. GLINSKI, DVM, AIKEN, SOUTH CAROLINA, USA



“Incorporating Radial Shockwave Therapy in our canine sports medicine center has been a good decision. I have treated several musculoskeletal disorders with the Swiss DolorClast®Vet and have been very impressed with its effectiveness and ease of use. We treat a high percentage of canine athletes who need to return to competition as soon as possible. Radial Shockwave Therapy is a safe, non-invasive treatment modality that is especially helpful in speeding the healing process in bicipital tendosynovitis, sesamoiditis, and carpal hyperextension injuries. I have also seen significant improvement in dogs with chronic elbow and hock osteoarthritis.”

SABRINA RIED, VIENNA, AUSTRIA → BIANCA (HIP AND ELBOW DYSPLASIA)

“After only one shockwave treatment with the EMS system Bianca had significantly less hip pain than in the last couple of months. Following a short degradation period my dog felt good again. For four months now Bianca has been walking without any lameness.”




JULIE TOWLE, DVM, CARMEL, INDIANA, USA



“I have treated 61 cases of canine lameness with the Swiss DolorClast®Vet over the past 11 months. Over 79% of these dogs improved as evaluated by lameness scores, radiology, ROM, chiropractic and acupuncture evaluation. 82.8% of our clients were extremely satisfied with the pain improvement of their dogs at a three-month follow-up. They were enthusiastic about this new non-invasive and safe treatment for their pet. Looking at these results, my first treatment of choice for degenerative joint disease is now Radial Shockwave Therapy.”

MS. DORSCH, NOBLESVILLE, INDIANA, USA → JAKE (LOW CERVICAL SPINE PAIN)

“We always had problems with his joints and his back. And now, two months after the shockwave therapy, he is completely cured!”



MR. MOHLER, INDIANAPOLIS, INDIANA, USA
→ LIZZIE (SHEEP WATCHDOG WITH STIFLE OSTEOARTHRITIS)



“Before the treatment she could hardly stand up alone; she could not get upstairs. And right now, she is back – probably 95%. She gained a lot of attitude... She has come back around quite well.”

YOU, TOO, CAN MAKE YOUR CLIENTS ENTHUSIASTIC ABOUT THE NEW TREATMENT→

- BROCHURE FOR DOG OWNERS
- ATTRACTIVE POSTER FOR YOUR PRACTICE
- LITERATURE AND INFORMATION
- NEWSLETTER ABOUT PRODUCTS AND TREATMENT
- VIDEOS AND ANIMATIONS (CD-ROM/DVD)
- INTENSIVE PRESS AND MEDIA COVERAGE
- INFORMATION AND IN-SERVICE TRAINING
- CUSTOMER SERVICE AND ASSISTANCE FROM
EMS REPRESENTATIVES AND PARTNERS

AND WIN NEW CLIENTS

**FOR A SUCCESSFUL
VETERINARY CLINIC**

IT PAYS →



*RETURN ON INVESTMENT

→ A STRAIGHTFORWARD CALCULATION

JUST A FEW TREATMENTS EACH MONTH, AND SWISS DOLORCLAST®VET
ALREADY PAYS OFF FOR YOUR PRACTICE

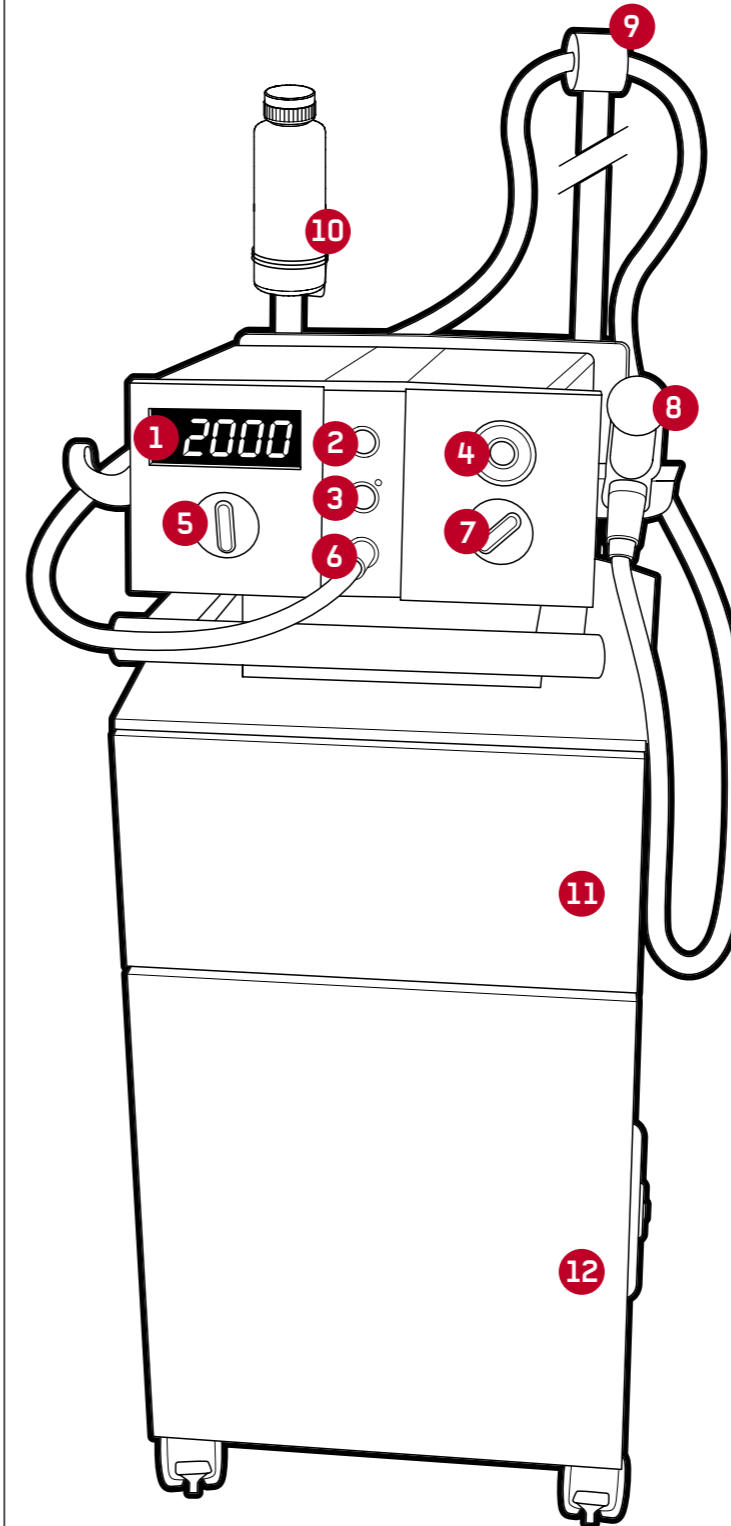
- > EMS will help you calculate your return on investment for your practice.
- > Find out from your EMS representative about market potential, suggested charge per session, tailored financing or leasing plan, and the number of new clients you could recruit by offering Swiss DolorClast®Vet treatments.
- > As a Swiss DolorClast®Vet customer, you will receive quality customer service and assistance, customer hotline, complete documentation, quick response to requests for repair, and personalized customer support.
- > Short-term amortization will impress you. So will the success of the treatment.

YOUR PERSONAL POTENTIAL FOR SUCCESS →

$$\begin{array}{c}
 \frac{\text{Canine patients per month}}{\quad} \times \frac{\text{Applications per month}}{\quad} = \frac{\text{Total applications}}{\quad} \\
 \\
 \frac{\text{Price per session}}{\quad} \times \frac{\text{Total applications}}{\quad} = \frac{\text{Revenue per month}}{\quad}
 \end{array}$$

SWISS DOLORCLAST®VET

- INDICATIONS: ALL
- FREQUENCY: UP TO 10 HZ
- PRESSURE: ADJUSTABLE UP TO 4 BARS
- DISPLAY: LED
- APPLICATOR: 15 MM
- CART: WITH CABLE HOLDER
- HANDPIECE: WITH TRIGGER AND IMPULSE COUNTER
- WARRANTY: 2 YEARS



- 1 Display for preset and applied pulse count
- 2 "Reset" changes the pulse count
- 3 "Start" activates the pulse count set
- 4 Manometer for the working pressure
- 5 Regulator for the working frequency
- 6 Handpiece connection
- 7 Working pressure regulator
- 8 Handpiece
- 9 Cable holder
- 10 Gel bottle holder
- 11 Drawer
- 12 Compressor compartment

SWISS DOLORCLAST®VET	
Dimensions, total (w/d/h)	470x385x852 mm
Surface area, cart	390x35 mm
Height, operating components	845 mm
Weight, total	62 kg
Controls	push-button

PLUG AND TREAT

SWISS DOLORCLAST®VET
EMS - HIGH TECH SINCE 1981

THE GOLD STANDARD FROM EMS →

- > EMS – Electro Medical Systems – has been setting standards in the development and production of medical devices since 1981. Each product is individually produced and tested in Switzerland – with Swiss precision.
- > EMS is one of the world's leading manufacturers of prophylactic dental devices.
- > With over 8,000 Swiss LithoClas[®]t devices in daily use, EMS is the world's largest supplier of intracorporeal shockwave lithotriptors for the treatment of kidney, ureteral and bladder stones.
- > With its patented Swiss DolorClas[®]t, EMS offers products that benefit from the expertise and experience with pneumatically generated shockwaves. Since its market introduction in 1999, Swiss DolorClas[®]t has been the reference for successful pain therapy and has made EMS the number one in Radial Shockwave Therapy.
- > Product certification received by EMS: ISO 9001, EN 46001 (Medical Devices), GMP (Good Manufacturing Practice) and CE guidelines.
- > Like all EMS products, Swiss DolorClas[®]t Vet meets the highest European and international quality standards.



EMS⁺
ELECTRO MEDICAL SYSTEMS

EMS SA
Ch. de la Vuarpillière 31
CH-1260 Nyon
Tel. +41 22 99 44 700
Fax +41 22 99 44 701
welcome@ems-ch.com
www.ems-medical.com

EMS Corp. USA
11886 Greenville Ave. #120
Dallas, TX 75243
Toll-free 1-800-367-0367
phone + 1 972 690 8382
fax + 1 972 690 8981
info@ems-medicalamerica.com
www.ems-medicalamerica.com



WWW.EMS-MEDICAL.COM