

# DOLORCLAST® RADIAL SHOCK WAVES

UNMATCHED ENERGY LEVELS FOR BETTER CLINICAL OUTCOMES  
FROM THE INVENTORS OF RADIAL SHOCK WAVES THERAPY



**EMS+**

““ After a few treatments, the pain started to ease and eventually disappeared completely. It enabled me to stay fit until the end of the season. ””

**JAMIE GEORGE**

Rugby Player, Saracens London, 2023

““ In over 20 years of practice, I have never come across a physiotherapy adjunct that has had such a resoundingly positive impact on my patients' care. ””

**HAYDEN LATIMER**

Physiotherapist - The Movement Center, Australia, 2024

““ After a few sessions, I was in less pain and could continue competing. ””

**MARIE DESANDRE NAVARRE**

Professional kitesurfer, France, 2020

DOWNLOAD THE  
E-BOOK TO LEARN  
MORE ABOUT RSWT®



# **FIRST-LINE THERAPY** **FOR MUSCULOSKELETAL** **CHRONIC PATHOLOGIES** **AND SPORTS INJURIES**

---



- ▶ UNRIVALLED PERFORMANCE FOR BETTER TREATMENT OUTCOMES
- ▶ TARGETS THE ROOT CAUSE OF PAIN AND NEUROGENIC INFLAMMATION <sup>1-2</sup>
- ▶ PROMOTES NATURAL HEALING <sup>3</sup>
- ▶ NON-INVASIVE ALTERNATIVE TO SURGERY AND INJECTION
- ▶ BEST-SUITED FOR SUPERFICIAL TENDINOPATHIES, FASCIOPATHIES, MYOFASCIAL PAIN SYNDROMES, LARGE MUSCULAR AREAS OR SPASTICITY
- ▶ FAST EFFECTS FROM 1<sup>ST</sup> SESSION AND LASTING BENEFITS <sup>4</sup>
- ▶ CLINICALLY PROVEN HIGH SUCCESS RATE <sup>4</sup>

**THE SWISS ORIGINAL**  
**FROM THE INVENTORS OF**  
**RADIAL SHOCK WAVES THERAPY**

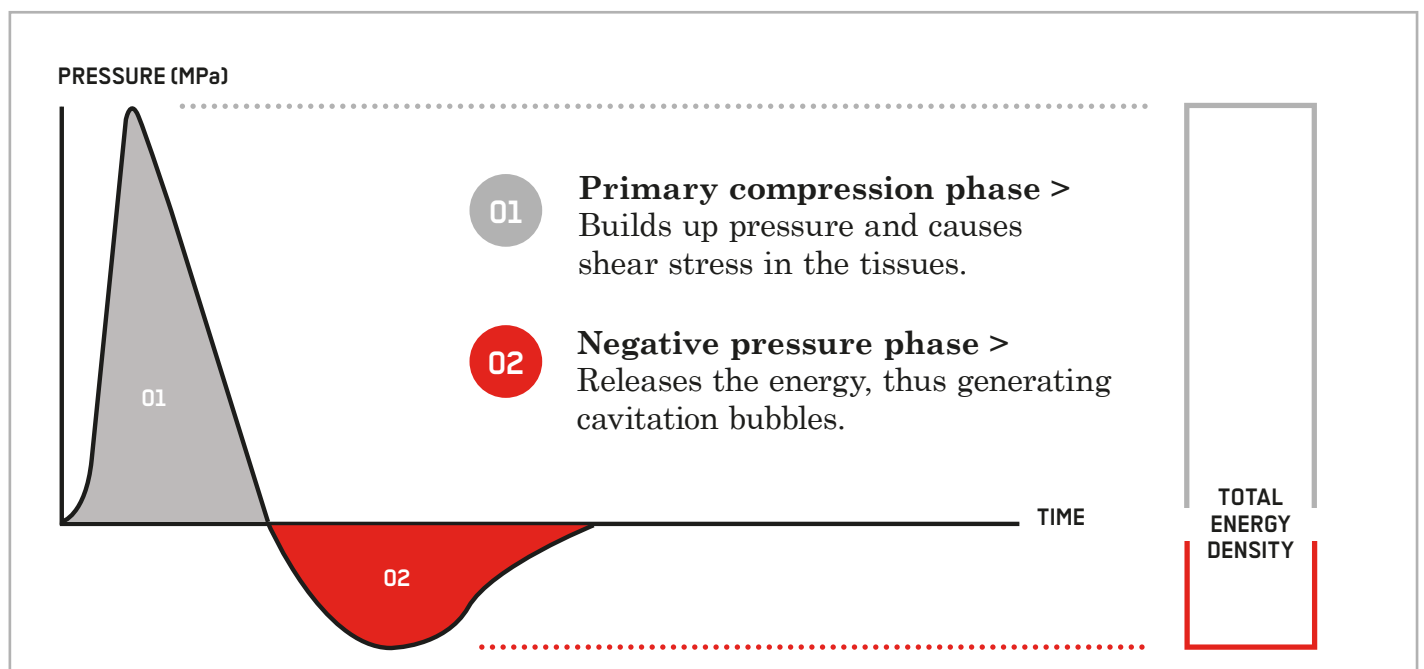
# MAXIMIZE TREATMENT

## NO COMPROMISE ON ENERGY LEVELS FOR BETTER CLINICAL OUTCOMES

- ▶ HIGH ENERGY PER SHOCK IS ESSENTIAL <sup>5</sup>
- ▶ MORE SHOCKS DOES NOT COMPENSATE FOR LOW ENERGY PER SHOCK <sup>5</sup>
- ▶ CAVITATION TRIGGERS BIOLOGICAL RESPONSES AND IS KEY FOR CLINICAL SUCCESS <sup>6-7</sup>
- ▶ HIGH ENERGY OUTPUT CREATES MORE CAVITATION <sup>6</sup>
- ▶ DOLORCLAST® UNRIVALLED ENERGY LEVELS SET THE BENCHMARK FOR LEVEL 1 CLINICAL TRIALS <sup>4</sup>

WHAT  
SCIENCE  
SAYS

## EXTRACORPOREAL SHOCK WAVES ENERGY SIGNATURE



1. HAUSDORF ET AL., BRAIN RES. 2008A; 1207:96-101
2. MAIER ET AL., CLIN ORTHOP RELAT RES. 2003; (406):237-45
3. WUERFEL ET AL., BIOMEDICINES. 2022; 10(5):1084
4. PEDro DATABASE
5. KENMOKU ET AL., J.ORTHOP SCI. 2021; 26(4): 698-703
6. CSASZAR ET AL., PLOS ONE. 2015; 10:E0140541
7. HOCHSTRASSER ET AL., SCI REP. 2016; 6:30637


VIDEO OF  
CAVITATION



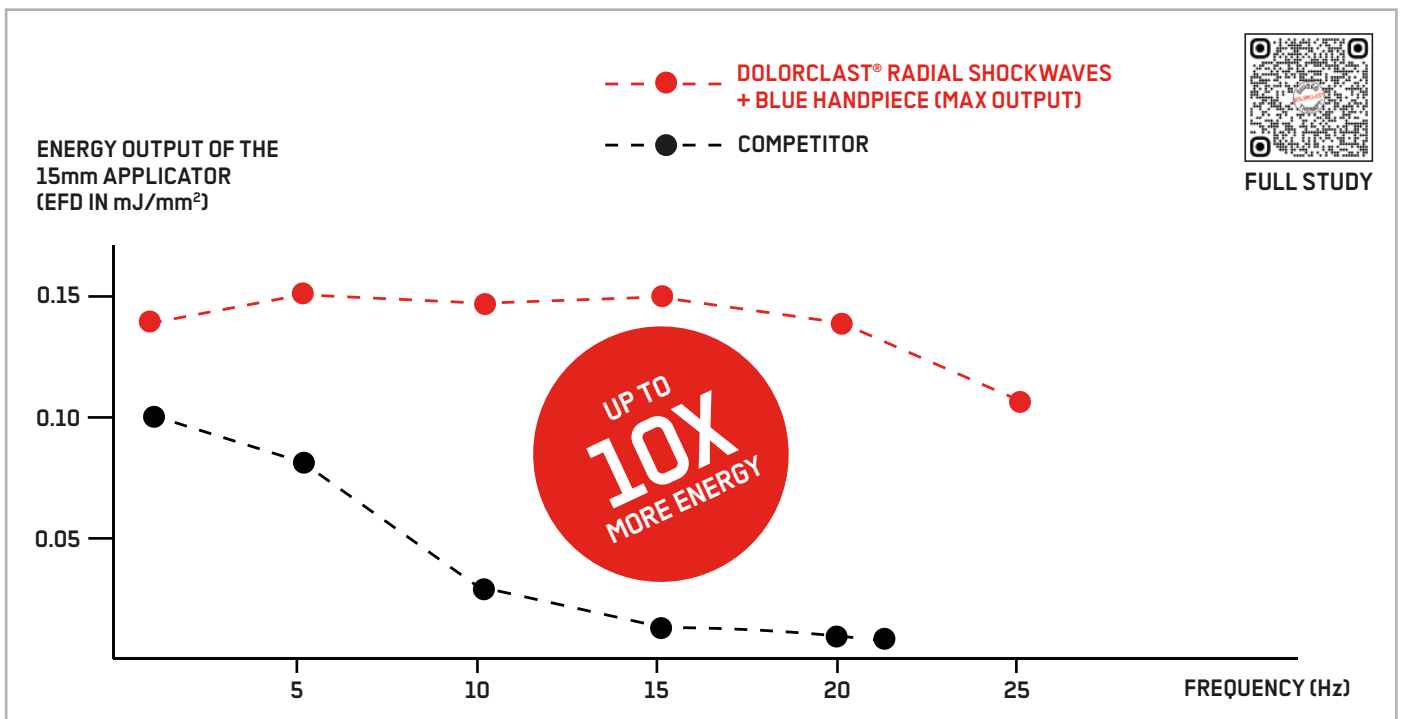
# OUTCOMES



## TRUE HIGH ENERGY SHOCK WAVES SHAPED BY HIGH PRECISION BALLISTIC TECHNOLOGY



## PROVEN OUTSTANDING PERFORMANCE OF DOLORCLAST® RADIAL SHOCK WAVES



Comparison of energy output at all frequencies. Source of measurements: Reinhardt et al. Sci Rep. 2022; 12 (1):18060

# DESIGNED TO EMPOWER

## PRACTITIONER TESTIMONIAL



"EMS deserves my respect for promoting a combination of therapeutic modalities to address musculoskeletal pathologies, which includes the use of their equipment. In my 38 years of experience in healthcare, I can confidently say that DolorClast® Radial Shock Waves is the best-designed EMS equipment I've ever encountered."

**STEVE BLOOR**

Podiatrist at Cornwall Podiatry, United Kingdom, 2023

“Best-designed EMS equipment.”



# YOUR PRACTICE



## HIGH ENERGY EVERYWHERE AT ANY TIME

- ▶ Patented air management system ensures high energy output at all frequencies.
- ▶ Twin integrated compressors provide high airflow in a compact design for portability.



## FOCUS ON TREATMENT EFFICIENCY

- ▶ 3 action modes (Analgesic, Ramp-Up, Burst) to increase efficiency, tolerability and compliance.
- ▶ Integrated power commands in the handpiece for adjusting energy during treatment based on patient tolerance.
- ▶ Displays total energy delivered after each treatment for accurate performance tracking.
- ▶ 7 applicators to adapt to patients' pathology and morphology.



## SAVE TIME TO FOCUS ON THE ESSENTIALS

- ▶ 25 Hz frequency (1500 high-energy shocks / min) for short efficient sessions.
- ▶ 7 preset protocols for quick start.
- ▶ Clear parameter display for quick treatment monitoring.
- ▶ Swap applicators instantly with the quick-release system.

REQUEST  
A DEMO



# REFERENCES

DOLORCLAST® RADIAL SHOCK WAVES		ACCESSORIES	
	<b>FT-237#</b>		
▶ 1x Console	<b>FT-237</b>	▶ Cart	<b>DW-055</b>
▶ 1x Blue handpiece mounted with Ø15 mm applicator	<b>FR-301</b>	▶ Transportation case	<b>DP-1097</b>
▶ 1x Handpiece holder	<b>FR-326</b>	▶ Applicator kit - Full (Ø5 mm - Ø10 mm - Ø15 mm Focus- Ø15 mm Trigger - Ø25 mm and Ø 40mm)	<b>FR-335</b>
▶ 1x Magnetic cord holder	<b>FR-347</b>		
▶ 1x Maintenance kit	<b>FR-332</b>		
▶ 1x Applicator kit - basic (Ø40 mm)	<b>FR-334</b>		
▶ 2x Gel bottles	<b>DV-033</b>		
▶ 1x Instructions for use	<b>FB-656</b>		
▶ 1x Power supply cable (as per country specifications)	<b>CD-XXX</b>		



# TECHNICAL SPECIFICATIONS

MANUFACTURER	EMS ELECTRO MEDICAL SYSTEMS SA, CH-1260 Nyon, Switzerland
MODEL	DolorClast Radial Shock Waves
CLASSIFICATION EN 60601-1	System: Class I - Applied part type BF
MDD 83/42 EEC CLASSIFICATION	Console, Handpiece: class IIb
POWER SUPPLY	100-240 VAC, 50-60 Hz, 500 VA
OPERATING PRESSURE	1 - 4 bar
OPERATING FREQUENCY	1 - 25 Hz
FUSES	T5A 250 V High breaking capacity
WEIGHT	Console: 14.5 kg / Handpiece: 0.85 kg / Cart: 18 kg
DIMENSIONS	Console: 179 x 340 x 452 mm / Handpiece: 83 x 256 x 37 mm / Cart: 913 x 460 x 541 mm
OPERATING CONDITIONS	+10 °C to +30 °C / Relative humidity: 35% to 65% Max altitude: 3000 m / Atmospheric pressure: 700 hPa to 1060 hPa

Contact your EMS-authorized distributor:

# WWW.EMS-DOLORCLAST.COM

E.M.S. ELECTRO MEDICAL SYSTEMS SA - Chemin de la Vuarpillièrre 31 / CH-1260 Nyon  
Tel +41 22 99 44 700 / Fax +41 22 99 44 701 / Email welcome@ems-ch.com